

ASU's School of Social Work Presents:

Policy, Administration & Community Practice



Power Diversity Research Social Justice Community Organizing Systemic Change Grantwriting

Cultural Humility Inclusion Leadership Policy Immigrants and Refugees

Planning & Evaluation Equity Advocacy Administration Anti-racism

What is PAC (macro social work)?

The Policy, Administration and Community Practice (PAC) specialization prepares students for leadership and effective practice in macro social work. The goal of PAC is to advance social, racial, economic and environmental justice. The curriculum provides students with knowledge, skill, and practice opportunities in program planning and evaluation, policy analysis, advocacy, administration, and community practice.

Electives

Students can select any course for their electives, including electives designed by PAC faculty such as Grant Writing, Advocacy and Public Policy, Immigrants and Refugees, and Global Social Welfare.

Practicum Education

Gain valuable hands-on experience in the PAC world through practicum education and supervision. Sites include advocacy organizations, programs or units within public and nonprofit social service agencies, NASW, prevention services, community collaborations, coalitions, tribal social services, governmental offices, elected officials' offices, research centers, foundations, and more.

Culminating Experience

PAC students develop ePortfolios in their field placement to demonstrate mastery of PAC objectives and competencies. Each ePortfolio includes work products created by the student, a critical-synthesis paper, and other materials documenting the projects completed.

Location of the PAC Specialization

Downtown Phoenix Campus

Visit us!

Watts College of Public Service and Community Solutions
School of Social Work
411 N. Central Ave, Suite 800 Phoenix, AZ 85004-0689

Plan of Study




Fall Semester

- SWG 681: Leadership and Administration
- SWG 682: Community Participation Strategies
- SWG 685: Program Planning in Social Services
- SWG 643: Advanced Practicum- PAC I Elective

Spring Semester

- SWG 623: Program Evaluation
- SWG 632: Advanced Policy Practice
- SWG 644: Advanced Practicum-PAC II
- Elective
- Elective

FAQs

-  Can I get licensed?
Yes! Whether your goal is an LMSW or an LCSW, a PAC MSW still gives you the knowledge and tools to take that step.
-  Can I still do direct practice?
Yes! While learning leadership skills and organizational practice, PAC students are still refining and honing direct practice skills that transfer seamlessly among micro, mezzo and macro levels.
-  Are there jobs in PAC?
The opportunities with a PAC education are endless! See our ASU PAC website (link above) or use the QR code below for more info.

Careers

Philanthropy:
Program Director, Gifts Manager, CEO

Non-profit:
Program Director, Project Manager, Grant Writer, Community Liaison, CEO

Government:
Politician, Program Coordinator, Policy Analyst, Researcher/Evaluator

Business:
Corporate Social Responsibility; Diversity, Equity, Inclusion; Human Resources

Need more information?

Enrollmentonline@asu.edu (Online campus)
publicservice.gradrecruitment@asu.edu (Downtown Phoenix, West, and Yuma campus)
Mswtucson@asu.edu (Tucson campus)

